






Product name		Production location	
Nova (Without Chamfered Edge, without spacers)	A4-12	Tolkamer	
Format			
Moulding method		Mould	
DF80 Drainflow: 206 x 67 x 80 mm		Between batches the average size and color may slightly differ.	
Essential Characteristics - EN1344			
<div>CE</div> <div>NPD</div>		<div>UK CA</div> <div>NPD</div>	
Reaction to fire	A1		
External fire performance	NPD		
Dangerous substances	NL-BSB		
Transverse breaking load	T4 (>=80,>=64)	Category	
Unpolished slip/skid resistance USRV	U3 (>=55)	Category	
Thermal conductivity	NPD		
Durability against freeze thaw	FP100	Category	
Sustainable slip/skid resistance (PSRV)	U2 (>=45)	Category	
Other Characteristics - EN1344 & BRL 2360			
Paver quality 1	A4-12	Category	
Paver quality 1 Tolerances	<= 0,4 √dimensions		
Paver quality 1 Range	R1	Category	
Water absorption	<= 5% m/md		
Abrasion resistance	A2+ (<=750mm³)	Category	
Acid resistance	C (<=7%)	Category	
Other Characteristics - PTV 910			
Standardized Quality Classes - PTV 910	NPD		
Water absorption - PTV 910	W2 (<=5%,<=6%)		
<div><div></div><div></div><div></div><div></div><div></div></div>			
Storage & handling		Cutting	
<div>- Stock pavers on a clean surface and cover them</div> <div>- Blend from different pavers (pack) at the same time</div> <div>- Do not clean fresh masonry with hydrochloric acid</div>		<div>Dry Cutting with power tools may generate dust. This dust may contain silica or quartz particulate which may constitute a hazard. Persons undertaking work of this nature are advised to wear dust masks (FFP3).</div>	