







Product name		Product group	Production location
Praag Impression (Full brick)		K1	Kessel
A mix of Westerwald and Maas clay forms the basis for this extruded facing brick. The roughly structured brick surface is obtained by a special technique that proceeds the firing proces.			
Colour			
Brown with antracite-grey shades			
Format			
Moulding method		Wirecut	
WF-S: 214 x 72 x 50 mm		Between batches the average size and color may slightly differ.	
Essential Characteristics - EN771-1			
 EN 771-1 - 0620-CPR-21691		 EN 771 - 1855-CPR-24909	
2+		2+	
Dimensional tolerances	T1		
Range	R1		
Active Soluble Salts	S2		
Mean Compressive strength	>=60 N/mm²	Tested to the bed face	
Normalized Compressive strength	>= 60 N/mm²	Tested to the bed face	
Dimensional stability	NPD		
Bond Strength general	0,15 N/mm²		
Bond Strength thin layer	0,30 N/mm²		
Reaction to fire	A1	Category	
Water absorption	<= 7% m/md		
Water vapour permeability	50/100		
Net dry density	2100 kg/m³ (D1)		
Gross dry density	2050 kg/m³ (D1)		
Thermal conductivity Lambda 50/50	<=0,62 W/m.K		
Durability against freeze thaw	F2	EN 772-22	
Dangerous substances	NL-BSB	According to Annex ZA 3	
Other Characteristics			
Initial rate of water absorption - Non-coated Bricks	0 - 0,5 kg/m².min (IW1)	Value according EN771-1:2011 - 5.3.8	
Initial rate of water absorption - Coated bricks	NPD	Value according EN771-1:2011 - 5.3.8	
Freeze/thaw resistance - PTV 23-002	NPD	NBN 27-009	
Thermal conductivity Lambda 90/90	NPD		
Thermal conductivity Lambda Ui	NPD		
Thermal conductivity Lambda Ue	NPD		
<div></div>			
Storage & handling		Cutting	
<div>- Store packs on a clean surface and cover them</div> <div>- Process from multiple packs at the same time</div> <div>- Follow the Vandersanden processing guidelines</div>		Dry Cutting with power tools may generate dust. This dust may contain silica or quartz particulate which may constitute a hazard. Persons undertaking work of this nature are advised to wear dust masks (FFP3).	
<div>* All our Coated bricks are only coated on the facing sides. Coated products are specially labeled and recognisable with a “C” logo on the top left-hand side of the packaging. Always check if using coated or non-coated bricks. Match the mortar to the specified initial water absorption.</div>			