






Product name		Product group	Production location
Old Victorian		X1	Trommelen (Gebakken) België
No description			
Colour			
a shade of light red, red brown and white to brown black with appearance of reclaimed brick			
Format			
Moulding method		Hand form	
DF: 212 x 101 x 65 mm		Between batches the average size and color may slightly differ.	
Essential Characteristics - EN771-1			
<div>CE</div> <div>NPD</div>		<div>UKCA</div> <div>NPD</div>	
2+		2+	
Dimensional tolerances	Tm (10 x 8 x 6 mm)		
Range	Rm (20 x 12 x 8 mm)		
Active Soluble Salts	S2		
Mean Compressive strength	NPD	Tested to the bed face	
Normalized Compressive strength	>= 10 N/mm²	Tested to the bed face	
Dimensional stability	NPD		
Bond Strength general	NPD		
Bond Strength thin layer	NPD		
Reaction to fire	A1	Category	
Water absorption	<= 20% m/md		
Water vapour permeability	NPD		
Net dry density	NPD		
Gross dry density	NPD		
Thermal conductivity Lambda 50/50	<=0,70 W/m.K		
Durability against freeze thaw	F2	EN 772-22	
Dangerous substances	NL-BSB	According to Annex ZA 3	
Other Characteristics			
Initial rate of water absorption - Non-coated Bricks	4,0 - 8,0 kg/m².min (IW4)	Value according EN771-1:2011 - 5.3.8	
Initial rate of water absorption - Coated bricks	NPD	Value according EN771-1:2011 - 5.3.8	
Freeze/thaw resistance - PTV 23-002	NPD	NBN 27-009	
Thermal conductivity Lambda 90/90	NPD		
Thermal conductivity Lambda Ui	NPD		
Thermal conductivity Lambda Ue	NPD		
<div><div></div><div></div><div></div><div></div><div></div></div>			
Storage & handling		Cutting	
<div><div>- Store packs on a clean surface and cover them</div><div>- Process from multiple packs at the same time</div><div>- Follow the Vandersanden processing guidelines</div></div>		Dry Cutting with power tools may generate dust. This dust may contain silica or quartz particulate which may constitute a hazard. Persons undertaking work of this nature are advised to wear dust masks (FFP3).	
<div>* All our Coated bricks are only coated on the facing sides. Coated products are specially labeled and recognisable with a "C" logo on the top left-hand side of the packaging. Always check if using coated or non-coated bricks. Match the mortar to the specified initial water absorption.</div>			